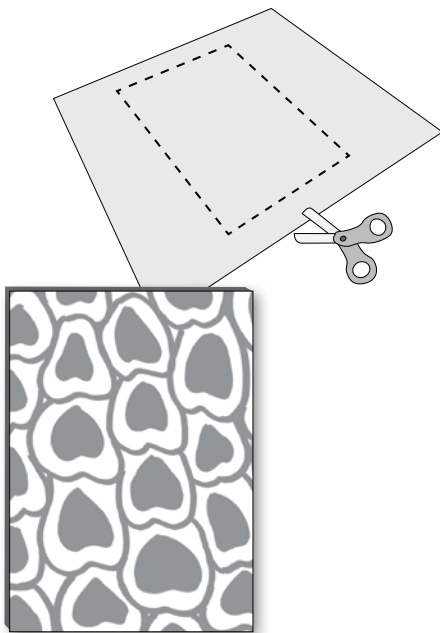


## A Classy Cardboard Lyre

Music was considered an important part of education in ancient Greece. Young boys were taught to perform poetry while playing a stringed instrument called a lyre. The Greeks believed that musical training would teach boys to become more cultured and better behaved. Make your own lyre with these easy steps. After you practice playing it while singing a tune, see if you notice a difference in your behavior!


### Materials


- Lyre templates
- Scissors
- Recycled cardboard box (one 16 x 10 x 10 inch box will make approximately twenty lyres)
- Pencils for tracing and two pencils per lyre
- Markers or crayons
- Four to seven rubber bands of varying sizes per lyre
- Stapler



### Steps

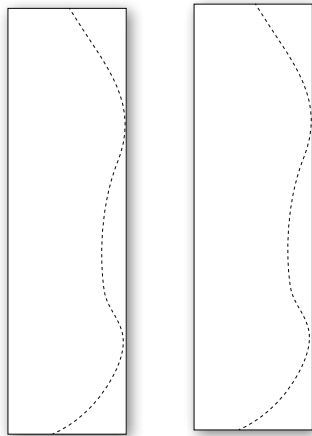
1. Cut out the 5 x 7 inch template on the following page and place it on a section of cardboard. Trace around the template's edges with a pencil, and then cut the outlined rectangle out of the cardboard.
2. Use markers or crayons to decorate the cardboard piece in any way you wish.
3. Stretch four to seven rubber bands lengthwise around the cardboard piece and line up the rubber bands so that they are evenly spaced.






4. Insert two pencils on the shorter sides of the cardboard piece between the rubber bands and the cardboard. Adjust the rubber bands to tune them as you like.

5. Cut along the remaining edges of the  $2\frac{1}{2} \times 9$  inch template on the following page. Place the template on a section of cardboard, lining up the left edge of the template along the left edge of the cardboard. Trace around the template's edges with a pencil, and then cut the outlined rectangle out of the cardboard. Trace the template again and cut out the second piece.



6. Draw a wavy line (as shown on the template) onto each cardboard piece, and then trim along the lines.

7. Decorate both wavy shapes in any way you wish. Staple the wavy shapes onto the longer sides of the cardboard piece you completed in step 4. Now you're ready to play your lyre.



**Optional extension:** Create a plektron, a pick for strumming your lyre. Cut out a small rectangle or wavy shape from a scrap of cardboard and start strumming.

## LYRE TEMPLATES

*actual size*

