

Introducing Unity

Learning about the principles of design? Continue by noticing unity in works of art. Unity is when all parts of the art design work in harmony to create a sense of completeness. Look at the long clock below. What elements do you see that give the clock unity?











Clock movement by Jean-François Dominicé (French, 1694–after 1754), musical movement by Michel Stollenwerck (German, about 1700–1768, master 1746), clock case attributed to Alexandre-Jean Oppenordt (French, 1639–1715), et al Long-case Musical Clock, about 1712 The J. Paul Getty Museum, Los Angeles

The principles of design describe the way that artists use elements of art in a design. List the elements used in the clock that provide a sense of completeness.

Introducing Unity

Build your knowledge of unity. Remember the previous principles of design. Choose at least three elements and use the chart below to create a drawing that has unity.

PRINCIPLES OF DESIGN

- Balance

- Emphasis

- Movement

- Pattern

- Repetition

- Proportion

- Rhythm

- Variety


The three elements I chose are:		
Choose a theme for your drawing: nature, an object, or an animal		
Draw your picture below.		