

# Getty



## TECHNICIAN TRAINING FOR THE CONSERVATION OF MOSAICS

PART 3

THE CONSERVATION OF ARCHITECTURAL REMAINS AND THEIR DECORATIVE SURFACES



## Structures and decorative surfaces: previous interventions and their documentation



Livia Alberti, Ermanno Carbonara, Thomas Roby



## Previous interventions on **structures**

# Structural interventions



Masonry buttress

# Structural interventions



Reinforcement with masonry

# Structural interventions



Ermanno Carbonara 2008 © J. Paul Getty Trust



Livia Alberti © 2020 Livia Alberti

Reinforcement with metal elements

# Structural interventions



Ermanno Carbonara 2009 © J. Paul Getty Trust



Thomas Röby, 2007 © J. Paul Getty Trust

## Reinforcement with metal elements

# Structural interventions



Temporary metal structure buttress

# Mimetic integration



Using the same materials of the ancient construction



# Mimetic integration



Ermanno Carbonara 2017 © J. Paul Getty Trust

Using the same materials of the ancient construction

## Recognizable integration



Using different materials from the ancient construction


## Recognizable integration



Ermanno Carbonara 2017 © J. Paul Getty Trust

Using different materials from the ancient construction

## Recognizable integration



Using the same materials of the ancient construction but placed below the original surface level

## Recognizable integration



Aurora Ortega de Torre 2007 © J. Paul Getty Trust

Using the same materials of the ancient construction but placed below the original surface level

## Recognizable integration



Using different materials from the ancient construction and placed below the original surface level

## Substitution of original elements



Aurora Ortega de Torre 2007 © J. Paul Getty Trust

Replacement of ancient stones with new elements of the same material

## Substitution of original elements



Replacement of ancient bricks with new elements of the same material



## Protective interventions



Wall capping using a layer of mortar and small stones

# Protective interventions



Livia Alberti © 2020 Livia Alberti



Ermenegildo Carbonara © 2019 Ermenegildo Carbonara

Wall capping using a layer of mortar

## Stabilization interventions



Thomas Roby 2007 © J. Paul Getty Trust

Infilling of lacunae with stones and mortar

# Stabilization interventions



Livia Alberti 2017 © J. Paul Getty Trust



Livia Alberti 2008 © J. Paul Getty Trust

Infilling of masonry joints with mortar

## Previous interventions on **decorative surfaces**

## Repairs with mortar



Ermanno Carbonara 2018 © J. Paul Getty Trust

Edging repair



Livia Alberti / 2020 Livia Alberti

## Repairs with mortar



Grouting voids between preparatory layers

## Integration with mortar



Recognizable integration below the original surface level

Scott Warren 2012 © J. Paul Getty Trust



# Documentation of Previous Interventions

# DATA FORM – CONSERVATION OF STRUCTURES AND DECORATIVE SURFACES

STRUCTURE/DECORATIVE SURFACE ID: \_\_\_\_\_  
Abbreviations / building / room / elevation / section  
 space top

*This form should be accompanied by an overall photograph of the structure or surface decoration before and after conservation treatment, and by a plan of the building, indicating the location of the room. Mark also the location of the wall elevation if the object is a vertical surface.*

## PART OF THE STRUCTURE

<input type="checkbox"/> Wall	<input type="checkbox"/> Vault	<input type="checkbox"/> Steps	<input type="checkbox"/> Cistern/Basin	<input type="checkbox"/> Pavement
<input type="checkbox"/> Other:				

## CONSTRUCTION MATERIALS

<input type="checkbox"/> Dry Stone	<input type="checkbox"/> Stone and lime mortar	<input type="checkbox"/> Stone and earthen mortar	<input type="checkbox"/> Brick
<input type="checkbox"/> Earth	<input type="checkbox"/> Other:		

## TYPE OF SURFACE DECORATION

<input type="checkbox"/> Wall Plaster	<input type="checkbox"/> Painted Wall Plaster	<input type="checkbox"/> Crushed Ceramic Mor.	<input type="checkbox"/> Marble Plaque
<input type="checkbox"/> Stone Slabs	<input type="checkbox"/> Tile/Zellij	<input type="checkbox"/> Stucco/gyps. plaster	<input type="checkbox"/> Other:

## PREVIOUS INTERVENTIONS

*Graphic documentation map attached*

<input type="checkbox"/> Repairs of the structure	<input type="checkbox"/> Repairs of the surface decoration of wall or pavement
---	--

## CONDITION ASSESSMENT

*Graphic documentation map attached*

<input type="checkbox"/> Loss of stones or mortar of the structure	<input type="checkbox"/> Cracks
<input type="checkbox"/> Detached stones of the structure	<input type="checkbox"/> Deformations (bulge or depression)
<input type="checkbox"/> Vegetation	<input type="checkbox"/> Loss of surface decoration of wall or pavement
<input type="checkbox"/> Micro-organisms	<input type="checkbox"/> Detachment of surface decoration of wall or pavement
<input type="checkbox"/> Incrustations	<input type="checkbox"/> Deteriorated surface decoration
<input type="checkbox"/> Efflorescences	<input type="checkbox"/> Deteriorated previous interventions

## CURRENT INTERVENTIONS

*Graphic documentation map attached*





<input type="checkbox"/> Vegetation removal	<input type="checkbox"/> Cleaning	<input type="checkbox"/> Removal of modern repair mortars
<input type="checkbox"/> Repair of the structure with mortar and/or stones	Mortar compositions:	
<input type="checkbox"/> Resetting in place of detached stones		
<input type="checkbox"/> Other interventions on the structure:		
<input type="checkbox"/> Repair of the surface decoration with mortar (in-filling/edging repair)	Mortar compositions:	
<input type="checkbox"/> Grouting voids below the surface decoration		
<input type="checkbox"/> Removal and resetting in place of parts of the surface decoration		
<input type="checkbox"/> Reintegration of area of loss with:		
<input type="checkbox"/> Other treatment of the surface decoration :		

PREPARED BY













DATE

Data Form for the documentation of Previous Interventions










**Previous Interventions Map**

-  Not original parts of the structure
-  Repairs/reintegrations of surface decoration
-  Edge of each repair mortar
-  Overlapping between mortars (new → old)

**Condition Assessment Map**

-  Edge of surface decoration of wall or pavement
-  Loss of stones or mortar of the structure
-  Detached stone of the structure
-  Vegetation
-  Micro-organisms
-  Incrustations
-  Efflorescence
-  Cracks
-  Deformations (bulge or depression)
-  Detachment of the surface decoration of wall or pavement
-  Deteriorated surface decoration
-  Deteriorated previous interventions

**Current Interventions Map**

-  Vegetation Removal
-  Repair of the structure with mortar and/or stones  
Mortar composition:
-  Resetting in place of detached stones  
Mortar composition:
-  Repair of surface decoration with mortar (in-filling/edging repair)  
Mortar composition:
-  Repair of surface decoration with mortar (in-filling/edging repair)  
Mortar composition:
-  Grouting voids under the surface decoration or within the structure  
Mortar composition:
-  Resetting in place of detached elements of the surface decoration  
Mortar composition:
-  Removal and resetting in place of parts of the surface decoration with facing  
Mortar composition:
-  Reintegration of areas of loss with:

# Legend for the graphic documentation of Previous Interventions

PREPARED BY

DATE

## Previous Interventions Map



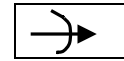
Not original parts of the structure



Repairs/reintegrations of surface decoration



Edge of each repair mortar



Overlapping between mortars (new → old)



Ermanno Carbonara 2018 © J. Paul Getty Trust

Volubilis, House of Orpheus

## Previous Interventions Map



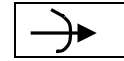
Not original parts of the structure



Repairs/reintegrations of surface decoration



Edge of each repair mortar



Overlapping between mortars (new → old)



Vol-MOR-02-d-2

BASE MADE ON: 03/2018

TITLE:

DATE:

PREPARED BY:



## Previous Interventions Map



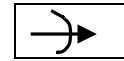
Not original parts of the structure




Repairs/reintegrations of surface decoration



Edge of each repair mortar



Overlapping between mortars (new → old)



Vol-MOR-02-d-2

BASE MADE ON: 03/2018

TITLE: Previous Interventions Map

DATE: 08/04/2018

PREPARED BY: Mohamed Zaki



# Getty



MOSAIKON is a partnership of four institutions: the Getty Conservation Institute, the Getty Foundation, ICCROM, and ICCM. The aims of the project are to strengthen the network of professionals concerned with the conservation, restoration, maintenance, and management of mosaic heritage in the southern and eastern Mediterranean region; provide training to a variety of individuals involved in mosaics conservation and, more generally, with the management of archaeological sites and museums with mosaics; work with national and international bodies to provide a more favorable legislative, regulatory, and economic environment for the conservation of mosaics in the Mediterranean; and promote the dissemination and exchange of information.

