

# Instructions for Educators & Chaperones

# The Getty Villa

## Form and Function in Ancient Architecture

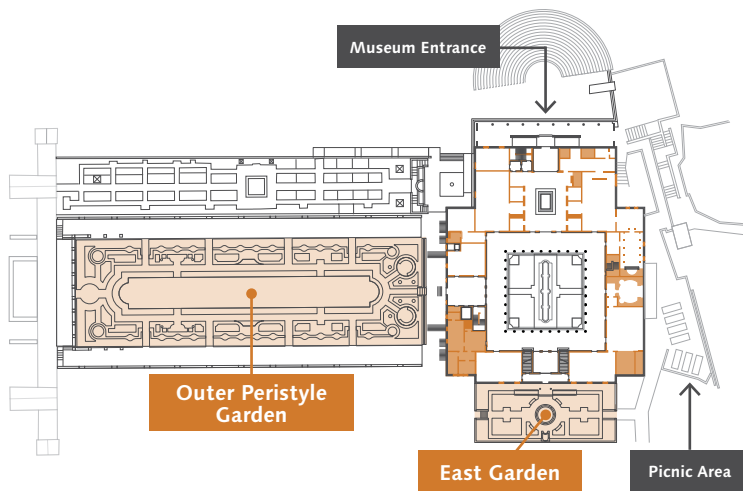
This instruction sheet will help you guide your students at the Getty Villa as they work on the worksheet attached on the following pages.

### GOALS .....> TIPS .....>

- To apply Vitruvius's architectural ideals of beauty, functionality, and durability to the architecture of the Getty Villa and the objects in the Museum's collections.
- To learn new vocabulary about ancient architecture.
- Briefly look over the activity before beginning and think about where you will need to take the students.
- Ask the students questions and be an active leader!
- Be flexible! If one gallery is occupied, work on another part of the activity first and then return when the gallery is free.
- These activities DO NOT have to be completed in any particular order.

### OUTDOORS

Choose any architectural element from an area of the Villa, such as the **Outer Peristyle Garden** or **East Garden**.



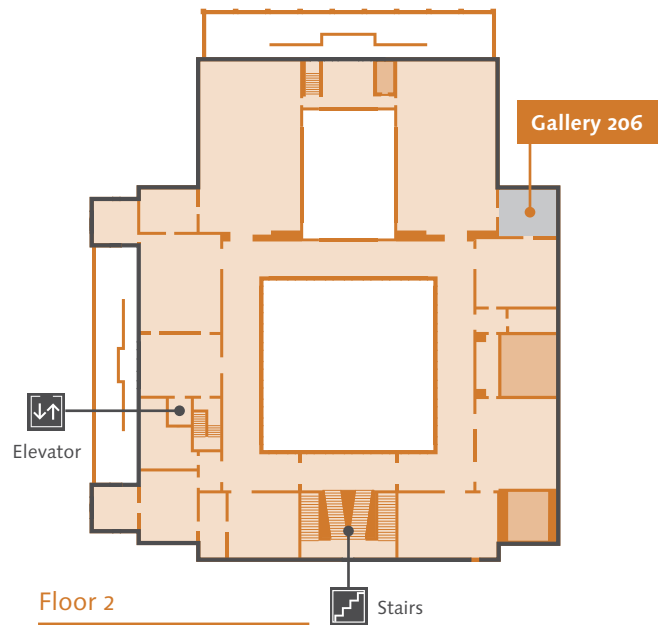
Floor 1

### DISCUSSION

Break students into groups of 2 to 4 and bring them to one of the gardens. If time is an issue, this portion may be completed in the classroom or as homework.

### INDOORS

Go to the second floor, **Arts of Greco-Roman Egypt gallery (Gallery 206)** to view the *Wall Fragment with a Nile Landscape*.



Floor 2

## Student Worksheet

### Form and Function in Ancient Architecture

Your Name \_\_\_\_\_

The ancient architect Vitruvius wrote in his book on architecture, *De architectura*, that a good building should be beautiful, functional, and durable (Vitruvius, II.ii.1). He believed that harmony and proportion among the different elements of a building were some of the principles that made it useful, aesthetically pleasing, and long-lasting.

**THINK** about Vitruvius's principles and apply them as you explore the Getty Villa's architecture and gardens, and architectural elements in the **Arts of Greco-Roman Egypt** gallery (Gallery 206).




# Form and Function in Ancient Architecture



I. **VIEW** the exterior of the Villa building.

**SELECT** an architectural element, or look at the building as a whole.

Use the grid below to sketch your element, or the whole building. Pay close attention to symmetry and the proportion between the parts of the object you are drawing.



**ANALYZE** the object you drew using Vitruvius's principles of beauty, functionality, and durability. Be sure to spend several moments looking closely at the object, observing it from all vantage points. Note your findings below.

List one aspect of the architectural element you chose that fulfills each of Vitruvius's principles:

**Beauty:**

---

**Functionality:**

---

**Durability:**

---

# Form and Function in Ancient Architecture



II. **GO TO** the **Arts of Greco-Roman Egypt gallery (Gallery 206)** and **FIND** this fresco:  
*Wall Fragment with a Nile Landscape*

**LOOK** at the architecture depicted in the fresco. List one element of the architecture that fulfills each of Vitruvius's principles:

**Beauty:**

---

**Functionality:**

---

**Durability:**

---

Now, name an aspect of the architecture depicted in the fresco that you personally do not find beautiful:

---

---

Name two attributes of the architecture in the fresco that you think may not be durable:

1 

---

2 

---

Based on the surroundings and location, what do you think were the functions of the buildings?

---

---

---

# Form and Function in Ancient Architecture

 **DISCUSSION**

III. **FIND** a quiet space in one of the gardens. Break students up into groups of 2 to 4 and ask them to have a discussion about the questions below and take notes.

**THINK** about what makes an object functional. Is a work of art functional? Should architecture always strive to be beautiful? What aesthetic qualities are lost in making a building more durable? Considering these questions, formulate your own criteria for the architecture of ideal buildings. Describe how your criteria could be applied to a new building.

---

---

---

---

---

---

---

---

---

---

---

---

---

---

---

---

---

---

---

---

---

---

---

---

---

