

# Getty



## TECHNICIAN TRAINING FOR THE CONSERVATION OF MOSAICS

PART 1  
THE CONSERVATION OF IN SITU MOSAICS

### Water drainage interventions



Livia Alberti, Ermanno Carbonara, Thomas Roby



## Main Cause of Water Pooling

Atmospheric precipitation: rain, snow, etc.

in relation to mosaic surface depressions and  
lack of shelter.

# Mechanisms and deterioration phenomena linked to water pooling

## Salt crystallization due to wetting/drying cycles

Efflorescences/incrustations

Damaged tesserae and mortar

## Thermal and hydric contraction/dilatation cycles

Detachments/Bulges

Cracks/Lacunae

## Mechanical stress due to freeze/thaw cycles

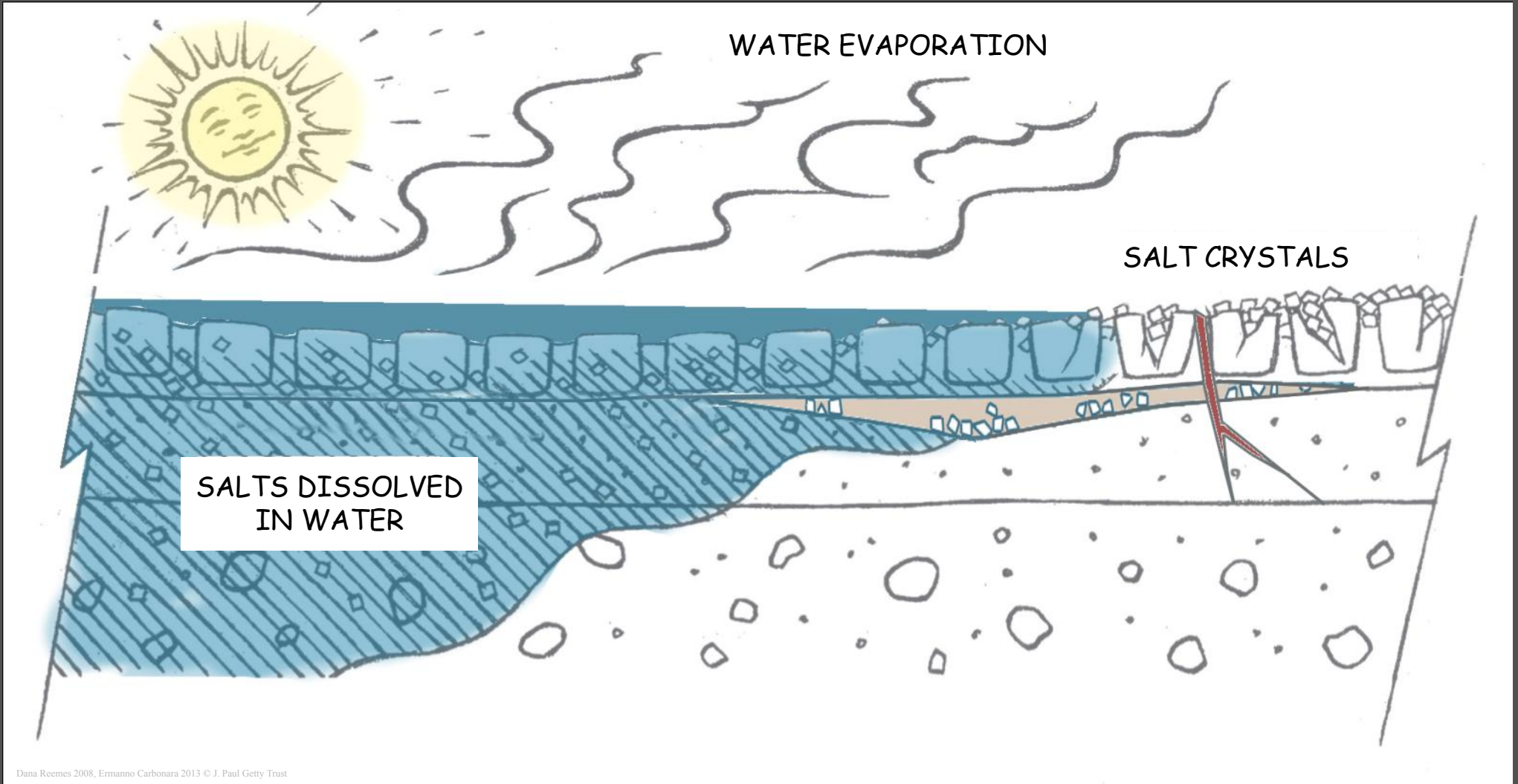
Damaged tesserae and mortar

## Mechanical stress due to vegetation growth

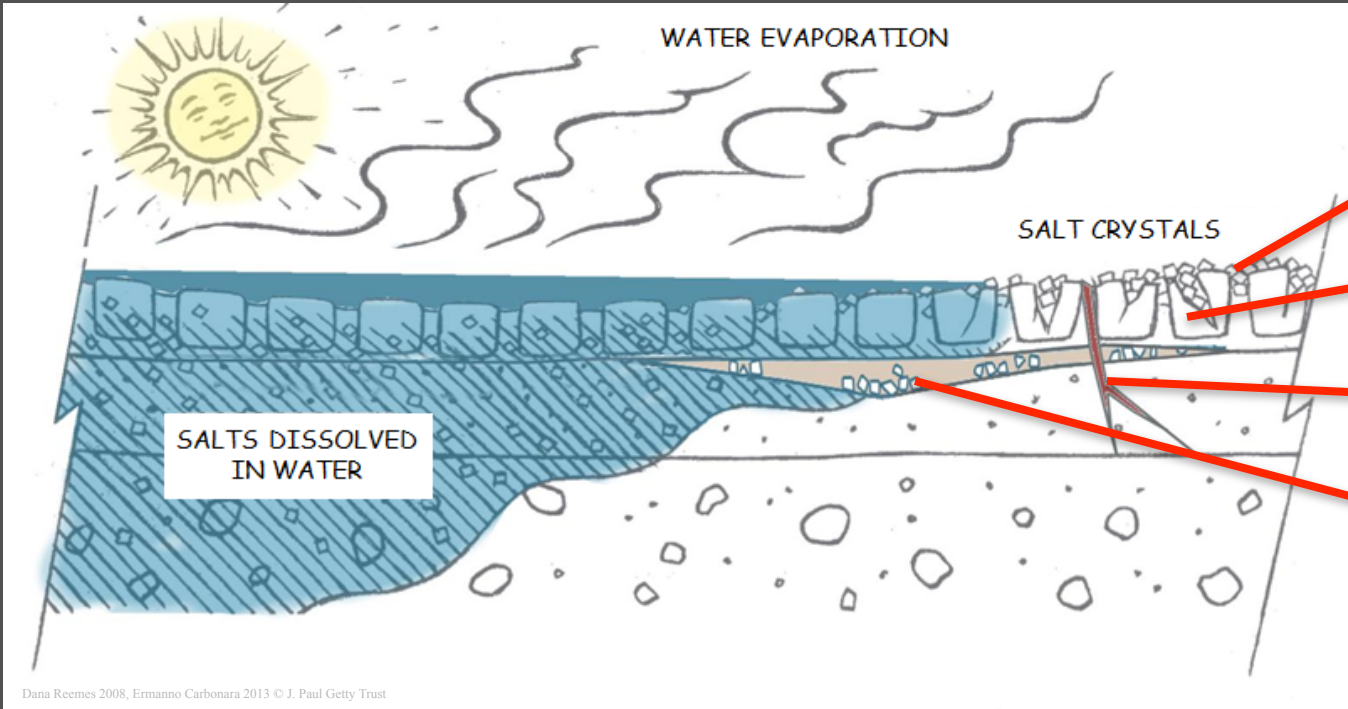
Detachments/Bulges

Cracks/Lacunae

# Deterioration linked to water pooling



# Deterioration phenomena linked to water pooling



Efflorescences/incrustations

Damaged tesserae

Cracks/lacunae

Detachments

# Water pooling on site



Ermanno Carbonara 2011 © J. Paul Getty Trust



Ermanno Carbonara 2011 © J. Paul Getty Trust



Livia Alberti 2006 © J. Paul Getty Trust



Ermanno Carbonara 2011 © J. Paul Getty Trust



Ermanno Carbonara 2011 © J. Paul Getty Trust

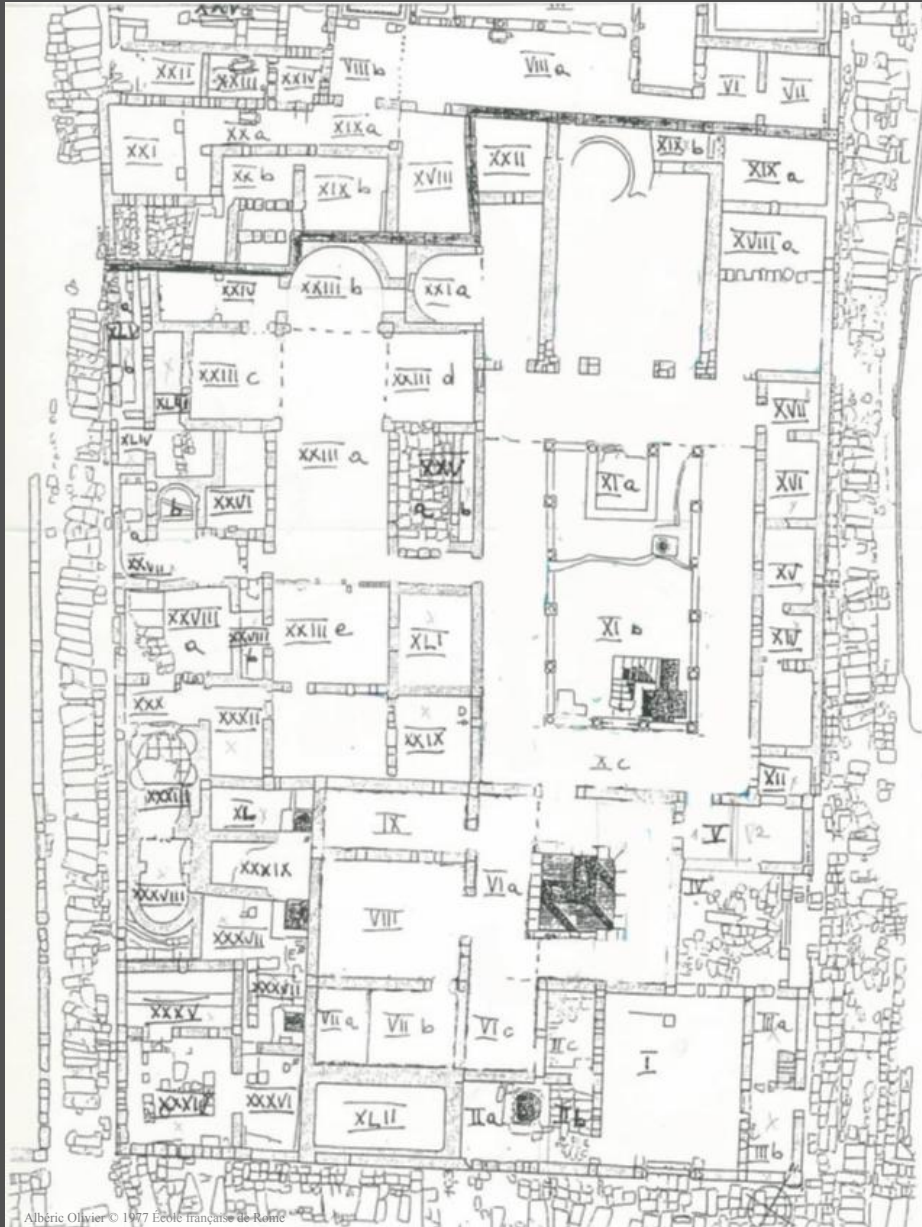


Ermanno Carbonara 2011 © J. Paul Getty Trust



# Documentation of water pooling

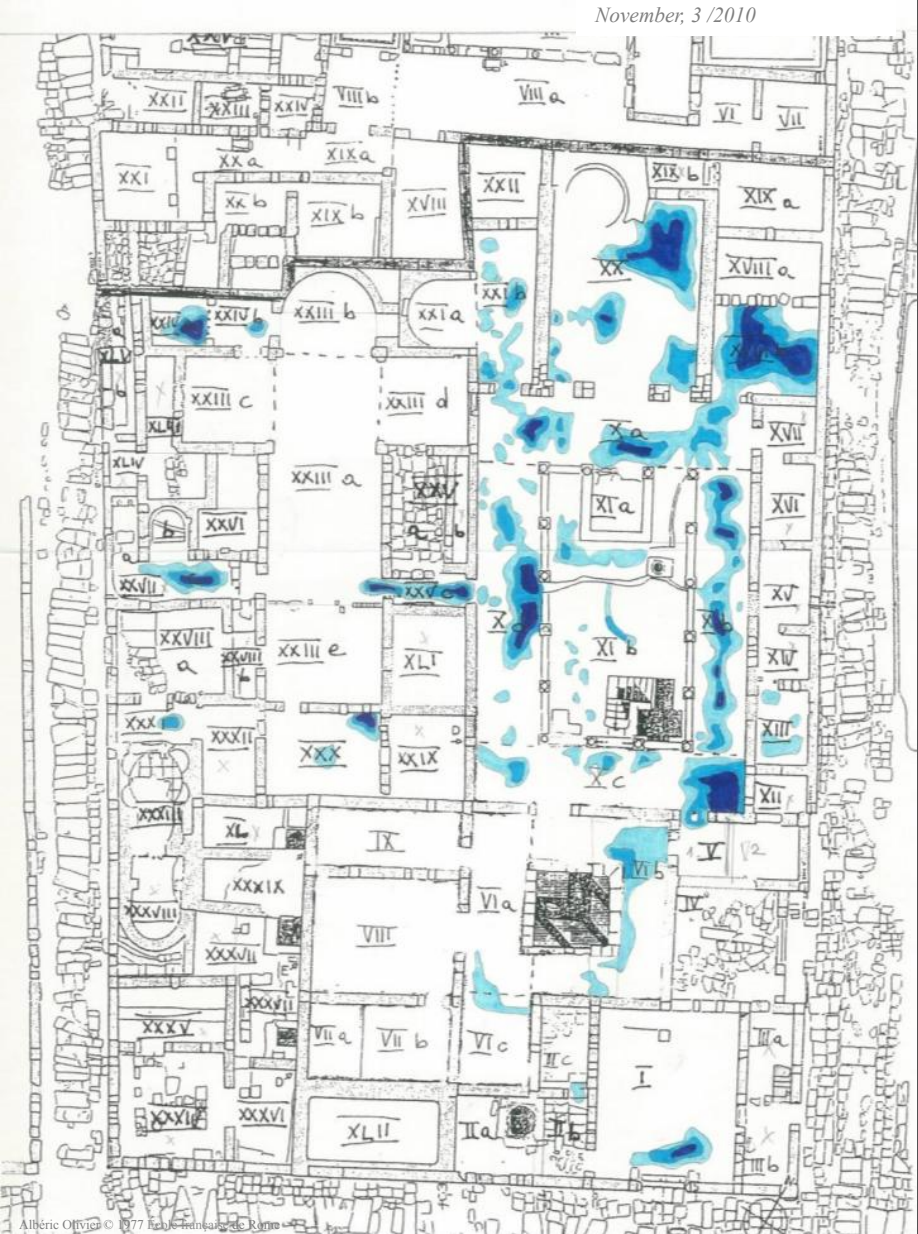
# Water pooling map



Alberic Olivier © 1977 Ecole française de Rome

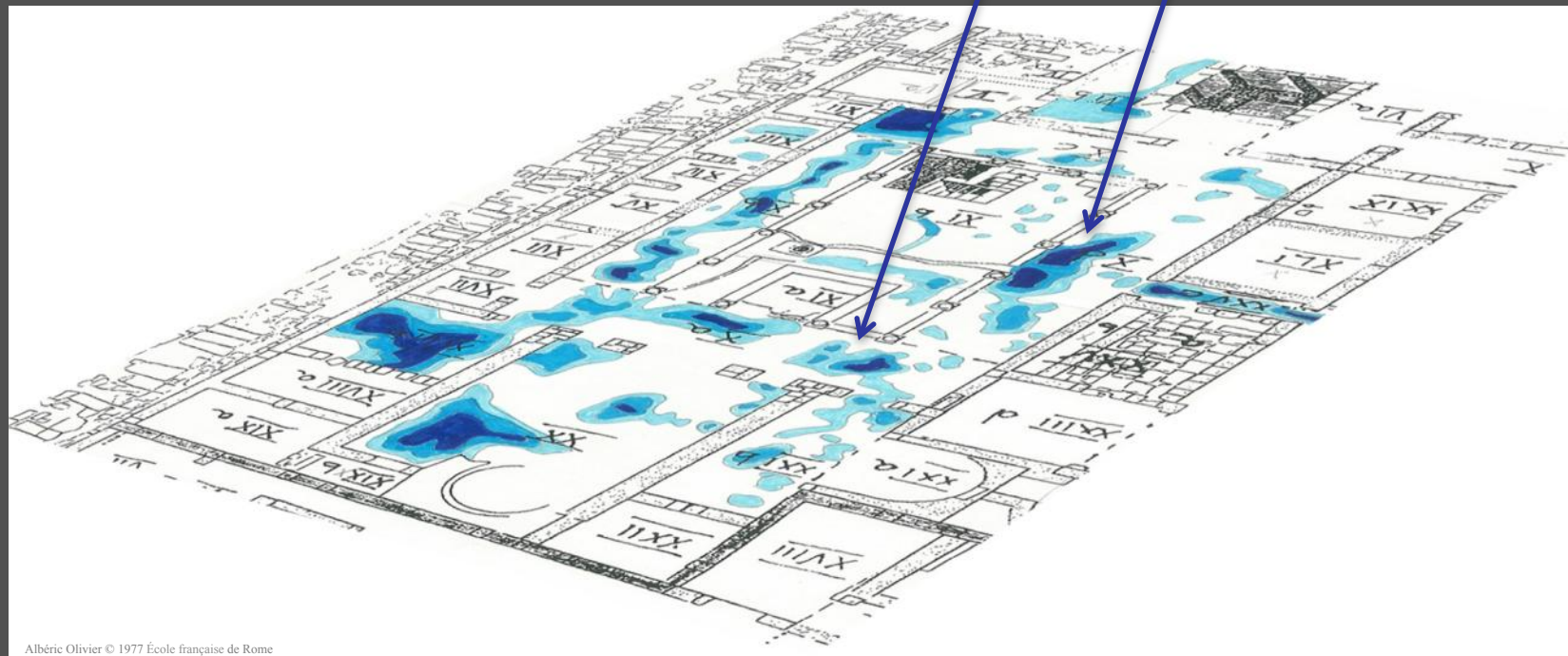

Maison de la Chasse, Bulla Regia, Tunisia

- After rain (10am)
- After 2 hours (12pm)
- After 7 hours (5pm)



Alberic Olivier © 1977 Ecole française de Rome

# Water pooling map



# Site map with areas of water pooling

Bulla Regia, Tunisia



# Types of interventions

## Prevention/Protection

Temporary or long-term shelter  
Open or closed shelter

## Water drainage systems

Drainage pit  
Water channel  
Re-use of ancient drainage system


## Maintenance

Manual removal of water

# Prevention/Protection



Long-term open shelter



Rain water chain

# Prevention/Protection



Ermanno Carbonara © 2012 Ermanno Carbonara

Temporary shelter

# Water drainage systems

Drainage pit



Ermanno Carbonara 2010 © J. Paul Getty Trust



# Water drainage systems

## Water channel




# Water drainage systems

## Re-use of ancient drainage



Livia Alberti 2010 © J. Paul Getty Trust



Ermanno Carbonara 2011 © J. Paul Getty Trust

# Maintenance

Manual removal of rain water



Livia Alberti 2006 © J. Paul Getty Trust


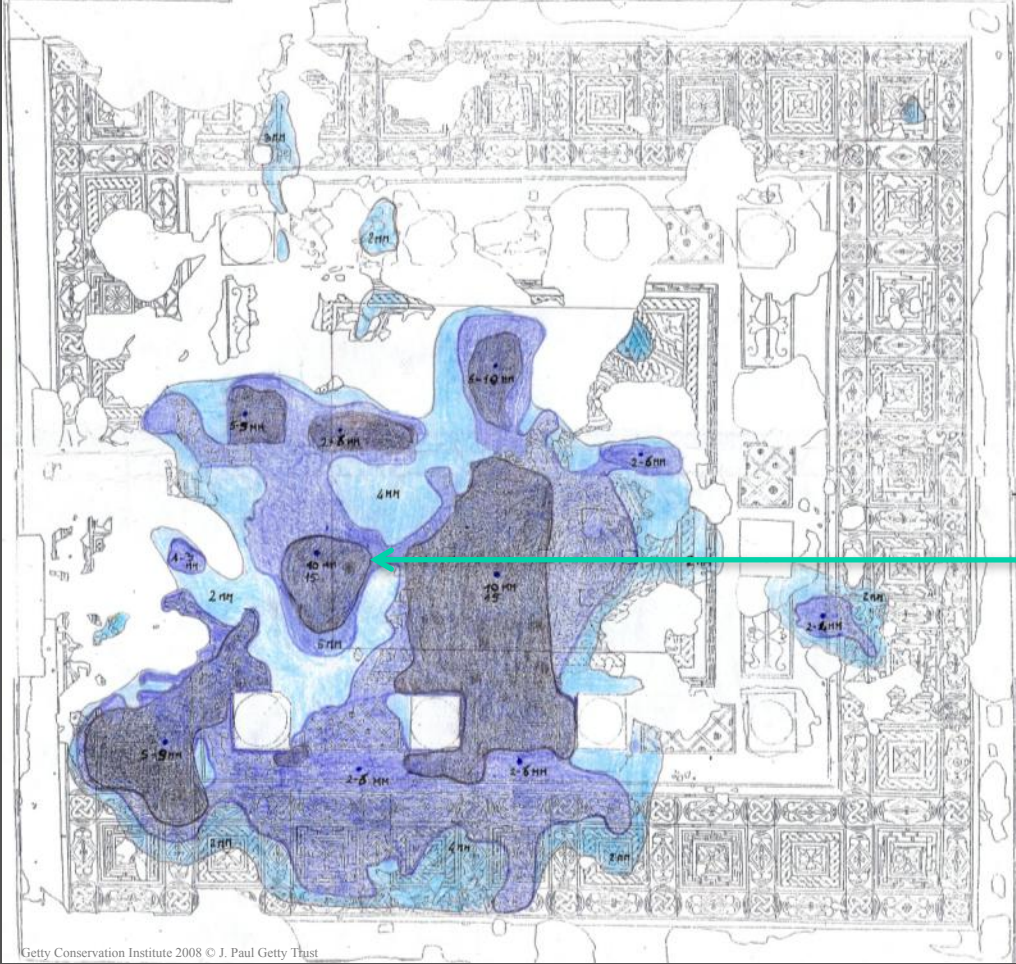


Livia Alberti 2011 © J. Paul Getty Trust

## Example of water drainage pit

Baths of Caracalla, Dougga, Tunisia

# Water pooling map



# Excavation of the pit



# In-filling of lacuna with slope toward the drainage pit



# Filling the pit with drainage materials



1 – large stones



2 – separation membrane



3 – gravel



# Completed drainage pit



Ermanno Carbonara 2008 © J. Paul Getty Trust

# Intervention documentation



1 – large stones



2 – separation membrane



3 – gravel

## DATA FORM NO. 5 - CURRENT INTERVENTIONS

INTERVENTION PHASE

MOSAIC ID \_\_\_\_\_/\_\_\_\_\_/\_\_\_\_\_/\_\_\_\_\_

INTERVENTION TYPE

Initial intervention

Maintenance cycle

DATE OF PREVIOUS INTERVENTION

DATE OF PREVIOUS INSPECTION

DATE AND LENGTH OF CURRENT WORK

DATE RECOMMENDED FOR THE NEXT INSPECTION

TREATMENTS CARRIED OUT ON THE MOSAIC

- Vegetation removal
- Cleaning of the entire surface
- Cleaning of part of the surface
- Removal of modern repair mortars
- Resetting tesserae
- Filling interstices between tesserae
- Grouting voids between preparatory layers
- Infilling lacunae and/or edging repairs
- Removal and resetting tesserae with facing
- Removal of metal reinforcements in support panels
- Treatment of metal reinforcements in support panels
- Drainage *Drainage pit layers : 1-large stones; 2-separation membrane; 3-gravel*
- Reburial *(Draw a vertical section of the reburial: describe the fill materials and separation membranes used, provide the total thickness and the thickness of each layer)*

INTERVENTIONS CARRIED OUT AROUND THE MOSAIC

- Wall stabilization  
Notes:
- Other: \_\_\_\_\_  
Notes:

NAMES OF THE TECHNICIANS WHO CARRIED OUT THE WORK

PREPARED BY

DATE

# Getty



MOSAIKON is a partnership of four institutions: the Getty Conservation Institute, the Getty Foundation, ICCROM, and ICCM.

The aims of the project are to strengthen the network of professionals concerned with the conservation, restoration, maintenance, and management of mosaic heritage in the southern and eastern Mediterranean region; provide training to a variety of individuals involved in mosaics conservation and, more generally, with the management of archaeological sites and museums with mosaics; work with national and international bodies to provide a more favorable legislative, regulatory, and economic environment for the conservation of mosaics in the Mediterranean; and promote the dissemination and exchange of information.

