

Getty



TECHNICIAN TRAINING FOR THE CONSERVATION OF MOSAICS

PART 3
THE CONSERVATION OF ARCHITECTURAL REMAINS AND THEIR DECORATIVE SURFACES

Structures and decorative surfaces: previous interventions and their documentation

Livia Alberti, Ermanno Carbonara, Thomas Roby



Previous interventions on structures

Structural interventions



Masonry buttress

Structural interventions



Reinforcement with masonry

Structural interventions



Ermanno Carbonara 2008 © J. Paul Getty Trust



Livia Alberti © 2020 Livia Alberti

Reinforcement with metal elements

Structural interventions



Reinforcement with metal elements



Structural interventions



Temporary metal structure buttress

Mimetic integration



Using the same materials of the ancient construction

Mimetic integration



Using the same materials of the ancient construction

Recognizable integration



Using different materials from the ancient construction


Recognizable integration



Ermanno Carbonara 2017 © J. Paul Getty Trust

Using different materials from the ancient construction

Recognizable integration



Using the same materials of the ancient construction but placed below the original surface level

Recognizable integration



Using the same materials of the ancient construction but placed below the original surface level

Recognizable integration



Using different materials from the ancient construction and placed below the original surface level

Substitution of original elements



Aurora Ortega de Torre 2007 © J. Paul Getty Trust

Replacement of ancient stones with new elements of the same material

Substitution of original elements



Replacement of ancient bricks with new elements of the same material

Protective interventions



Wall capping using a layer of mortar and small stones

Protective interventions



Wall capping using a layer of mortar

Stabilization interventions



In-filling of lacunae with stones and mortar

Stabilization interventions



In-filling of masonry joints with mortar

Previous interventions on decorative surfaces

Repairs with mortar



Edging repair



Repairs with mortar



Grouting voids between preparatory layers

Integration with mortar



Recognizable integration below the original surface level

Documentation of Previous Interventions

Documentation of Previous Interventions

This form should be accompanied by an overall photograph of the structure or surface decoration before and after conservation treatment, and by a plan of the building, indicating the location of the room. Mark also the location of the wall elevation if the object is a vertical surface.

<input type="checkbox"/> Wall	<input type="checkbox"/> Vault	<input type="checkbox"/> Steps	<input type="checkbox"/> Cistern/Basin	<input type="checkbox"/> Pavement
<input type="checkbox"/> Other:				

<input type="checkbox"/> Dry Stone	<input type="checkbox"/> Stone and lime mortar	<input type="checkbox"/> Stone and earthen mortar	<input type="checkbox"/> Brick
<input type="checkbox"/> Earth	<input type="checkbox"/> Other:		

<input type="checkbox"/> Wall Plaster	<input type="checkbox"/> Painted Wall Plaster		<input type="checkbox"/> Crushed Ceramic Mor.	<input type="checkbox"/> Marble Plaque
<input type="checkbox"/> Stone Slabs	<input type="checkbox"/> Tile/Zellij	<input type="checkbox"/> Stucco/gyps. plaster	<input type="checkbox"/> Other:	

<input type="checkbox"/> Repairs of the structure	<input type="checkbox"/> Repairs of the surface decoration of wall or pavement
---	--





<input type="checkbox"/> Loss of stones or mortar of the structure	<input type="checkbox"/> Cracks
<input type="checkbox"/> Detached stones of the structure	<input type="checkbox"/> Deformations (bulge or depression)
<input type="checkbox"/> Vegetation	<input type="checkbox"/> Loss of surface decoration of wall or pavement
<input type="checkbox"/> Micro-organisms	<input type="checkbox"/> Detachment of surface decoration of wall or pavement
<input type="checkbox"/> Incrustations	<input type="checkbox"/> Deteriorated surface decoration
<input type="checkbox"/> Efflorescences	<input type="checkbox"/> Deteriorated previous interventions

<input type="checkbox"/> Vegetation removal	<input type="checkbox"/> Cleaning	<input type="checkbox"/> Removal of modern repair mortars
<input type="checkbox"/> Repair of the structure with mortar and/or stones <input type="checkbox"/> Resetting in place of detached stones <input type="checkbox"/> Other interventions on the structure:		Mortar compositions:
<input type="checkbox"/> Repair of the surface decoration with mortar (in-filling/edging repair) <input type="checkbox"/> Grouting voids below the surface decoration <input type="checkbox"/> Removal and resetting in place of parts of the surface decoration <input type="checkbox"/> Reintegration of area of loss with: <input type="checkbox"/> Other treatment of the surface decoration :		Mortar compositions:













DATE _____

Data Form for the documentation of Previous Interventions










Previous Interventions Map

-  Not original parts of the structure
-  Repairs/reintegrations of surface decoration
-  Edge of each repair mortar
-  Overlapping between mortars (new → old)

Condition Assessment Map

-  Edge of surface decoration of wall or pavement
-  Loss of stones or mortar of the structure
-  Detached stone of the structure
-  Vegetation
-  Micro-organisms
-  Incrustations
-  Efflorescence
-  Cracks
-  Deformations (bulge or depression)
-  Detachment of the surface decoration of wall or pavement
-  Deteriorated surface decoration
-  Deteriorated previous interventions

Current Interventions Map

-  Vegetation Removal
-  Repair of the structure with mortar and/or stones
Mortar composition:
-  Resetting in place of detached stones
Mortar composition:
-  Repair of surface decoration with mortar (in-filling/edging repair)
Mortar composition:
-  Repair of surface decoration with mortar (in-filling/edging repair)
Mortar composition:
-  Grouting voids under the surface decoration or within the structure
Mortar composition:
-  Resetting in place of detached elements of the surface decoration
Mortar composition:
-  Removal and resetting in place of parts of the surface decoration with facing
Mortar composition:
-  Reintegration of areas of loss with:

Legend for the graphic documentation of Previous Interventions

Example of graphic documentation

Previous Interventions Map



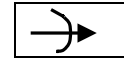
Not original parts of the structure



Repairs/reintegrations of surface decoration



Edge of each repair mortar



Overlapping between mortars (new → old)




Volubilis, House of Orpheus

Example of graphic documentation

Previous Interventions Map

- Not original parts of the structure
- Repairs/reintegrations of surface decoration
- Edge of each repair mortar
- Overlapping between mortars (new → old)



Vol-MOr-02-d-2

BASE MADE ON: 03/2018

TITLE:

DATE:

PREPARED BY:

0 50 cm

Example of graphic documentation


Previous Interventions Map

Not original parts of the structure

Repairs/reintegrations of surface decoration

Edge of each repair mortar

Overlapping between mortars (new → old)



Vol-MOr-02-d-2

BASE MADE ON: 03/2018

TITLE: Previous Interventions Map

DATE: 08/April/2018

PREPARED BY: Mohamed Zaki

050 cm

Getty



MOSAIKON is a partnership of four institutions: the Getty Conservation Institute, the Getty Foundation, ICCROM, and ICCM.

The aims of the project are to strengthen the network of professionals concerned with the conservation, restoration, maintenance, and management of mosaic heritage in the southern and eastern Mediterranean region; provide training to a variety of individuals involved in mosaics conservation and, more generally, with the management of archaeological sites and museums with mosaics; work with national and international bodies to provide a more favorable legislative, regulatory, and economic environment for the conservation of mosaics in the Mediterranean; and promote the dissemination and exchange of information.