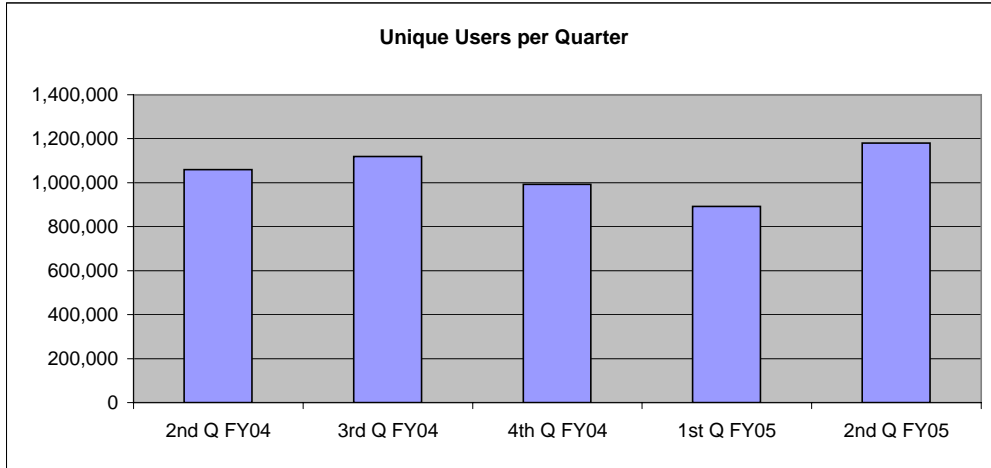


Unique Users 2nd Q FY05

	2nd Q FY04	3rd Q FY04	4th Q FY04	1st Q FY05	2nd Q FY05
Users	1,059,650	1,118,617	992,864	891,740	1,179,783

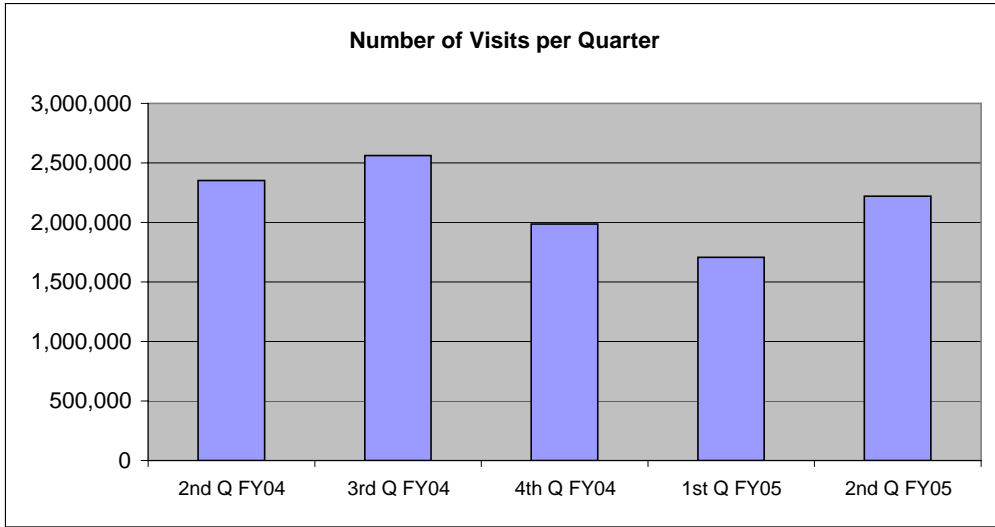


Users during 2nd Q FY05, monthly.

Month	# of Users
October 2004	398,393
November 2004	415,138
December 2004	366,252

Visits 2nd Q FY05

	2nd Q FY04	3rd Q FY04	4th Q FY04	1st Q FY05	2nd Q FY05
Visits	2,353,254	2,562,929	1,985,500	1,708,094	2,221,024



Visits During 2nd Q FY05 Monthly.

Month	# of Visits
October 2004	740,104
November 2004	811,656
December 2004	669,264

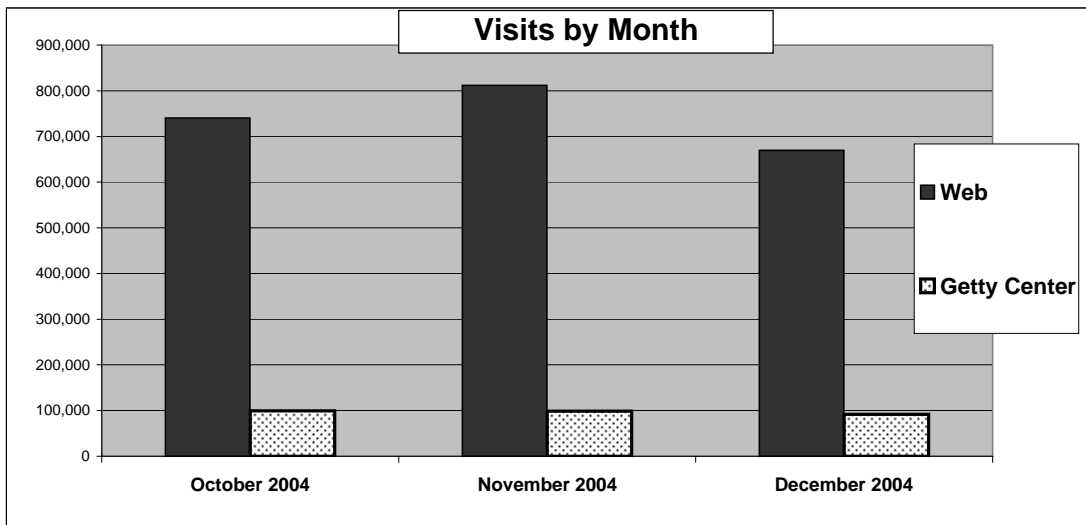
How do visits to the web site compare to visits to the Getty Center?

The Web site received about 2.2 million visits in the 2nd Q FY05, while the Getty Center received 289,971 visits.

Getty Center Visits 2nd Q FY05	289,971
Web Visits 2nd Q FY05	2,221,024

Monthly Getty Center vs. Web visits, 2nd Q FY05

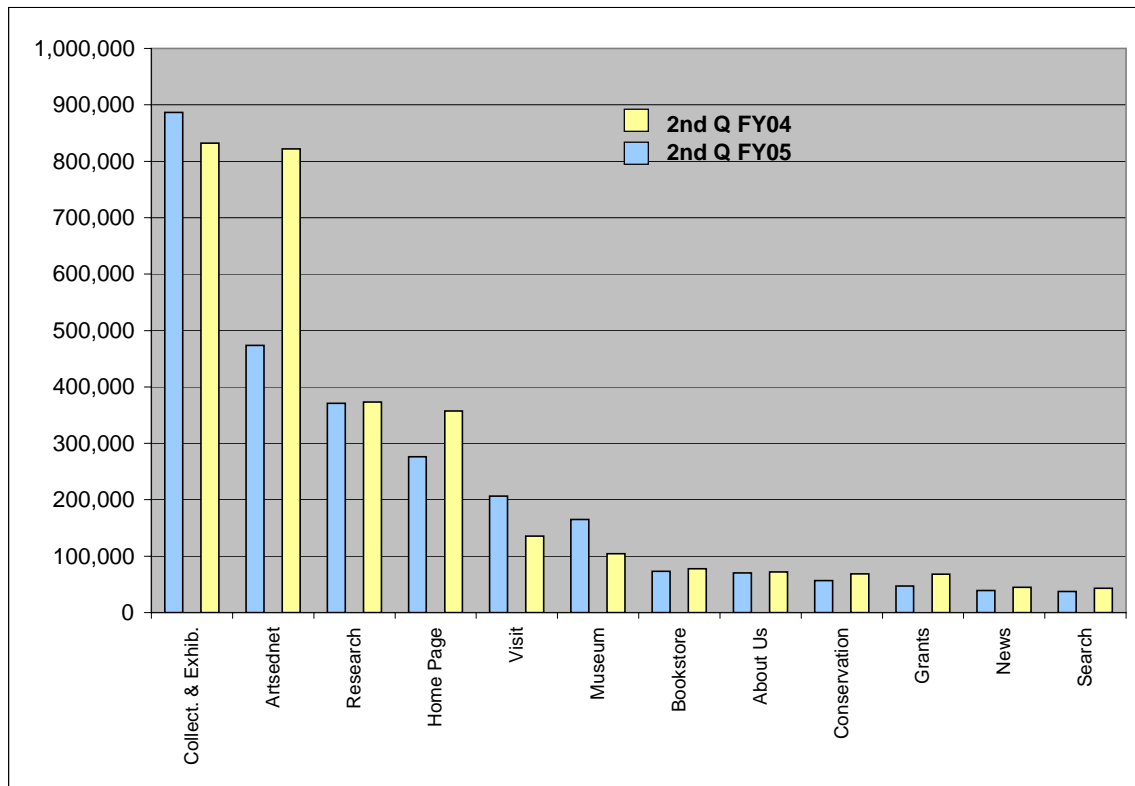
Month	# of Visits	
	Web	Getty Center
October 2004	740,104	99,385
November 2004	811,656	98,915
December 2004	669,264	91,671



Which sections of the site received the most visits? The data below show the number of visits to the most popular areas of the web site. When viewing this data it should be remembered that sections like Artsednet are made up of many pages, while other sections like the Home Page are only a single page.

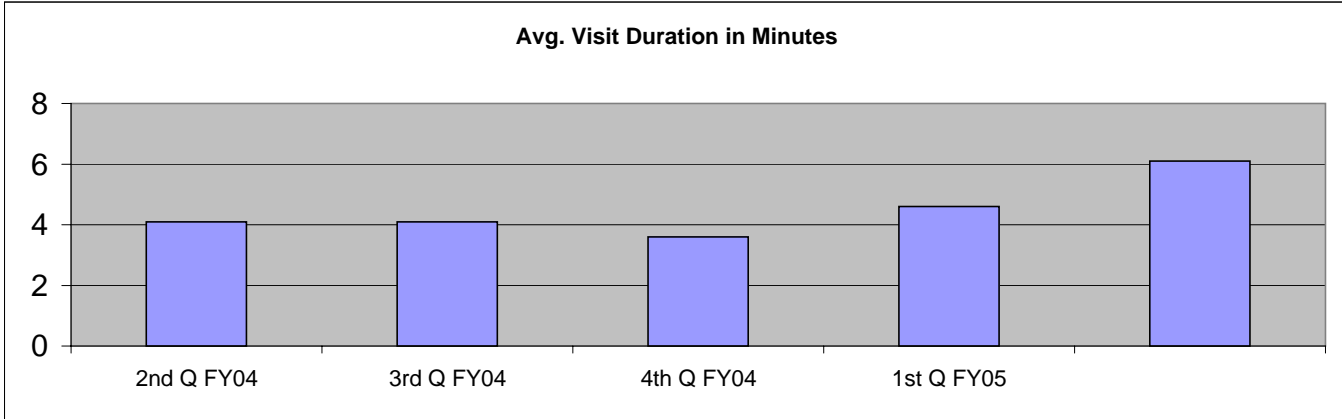
Most Visited Areas During 2nd Q FY05	
Area	Visits
Collect. & Exhib.	886,430
Artsednet	473,342
Research	371,185
Home Page	276,093
Visit	206,708
Museum	164,795
Bookstore	73,100
About Us	70,614
Conservation	56,730
Grants	47,055
News	38,968
Search	37,574

Most Visited Areas During 2nd Q FY04	
Area	Visits
Artsednet	831,921
Collect. & Exhib.	822,035
Research	373,140
Home Page	357,496
Visit	135,478
Museum	104,423
Bookstore	77,913
Conservation	71,798
About	68,719
Calendar & Search	68,259
Grants	44,951
News	42,945



How much time do visitors spend on the web site? Average visit duration during 2nd Q FY05 rose by nearly 50% from the same quarter of the previous year.

Quarter	Avg. Visit Duration in Minutes
2nd Q FY04	4.1
3rd Q FY04	4.1
4th Q FY04	3.6
1st Q FY05	4.6
2nd Q FY05	6.1



How many visitors looked at New Acquisitions? New Acquisitions features works of art recently acquired by the Getty. There were no major acquisitions this quarter.

Week	Visits
Week of 09/26/2004	267
Week of 10/03/2004	1,195
Week of 10/10/2004	1,300
Week of 10/17/2004	1,358
Week of 10/24/2004	1,193
Week of 10/31/2004	1,126
Week of 11/07/2004	1,283
Week of 11/14/2004	1,283
Week of 11/21/2004	1,390
Week of 11/28/2004	1,395
Week of 12/05/2004	1,245
Week of 12/12/2004	1,140
Week of 12/19/2004	1,054
Week of 12/26/2004	955

Two exhibitions closed this quarter. How well did they perform? The chart below shows total Web visits for each exhibition.

Exhibition	Dates	Total Visits
Coming of Age in Ancient Greece	9/14 - 12/5	18,849
Byzantium and the West	9/14 - 12/5	6,046