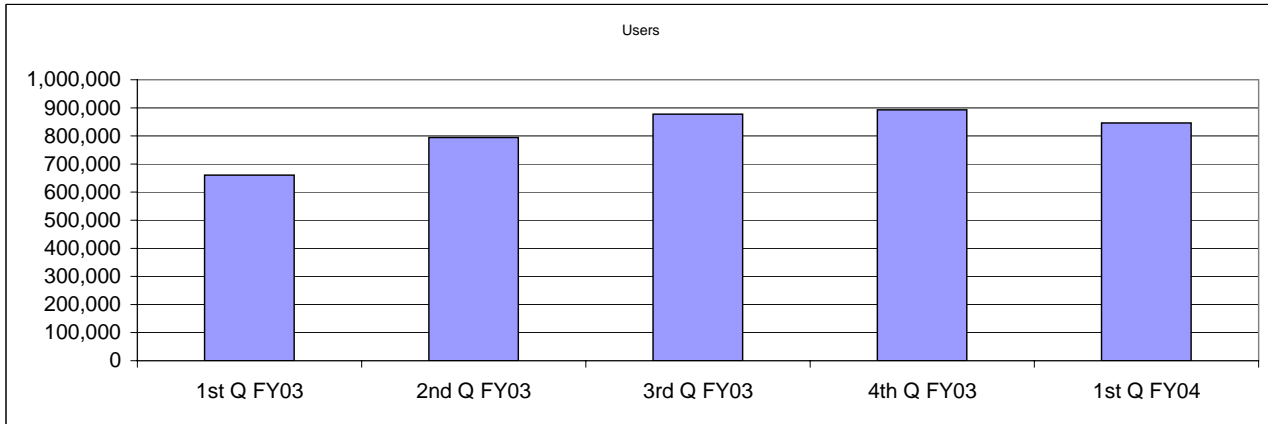


## Quarterly Web Traffic Report, 1st Q FY04

### Unique Users 1st Q FY04

	1st Q FY03	2nd Q FY03	3rd Q FY03	4th Q FY03	1st Q FY04
<b>Users</b>	660,363	794,249	877,574	892,761	846,030

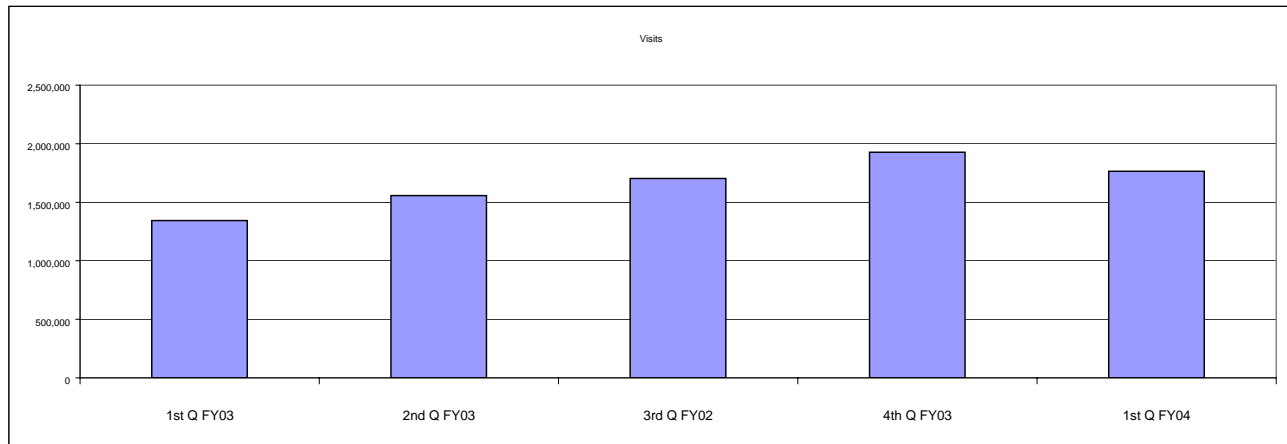


### Users during 1st Q FY04, monthly.

Month	# of Users
July 2003	247,970
August 2003	226,670
September 2003	279,755

### Visits 1st Q FY04

	1st Q FY03	2nd Q FY03	3rd Q FY02	4th Q FY03	1st Q FY04
<b>Visits</b>	1,343,077	1,556,716	1,703,175	1,927,162	1,764,053



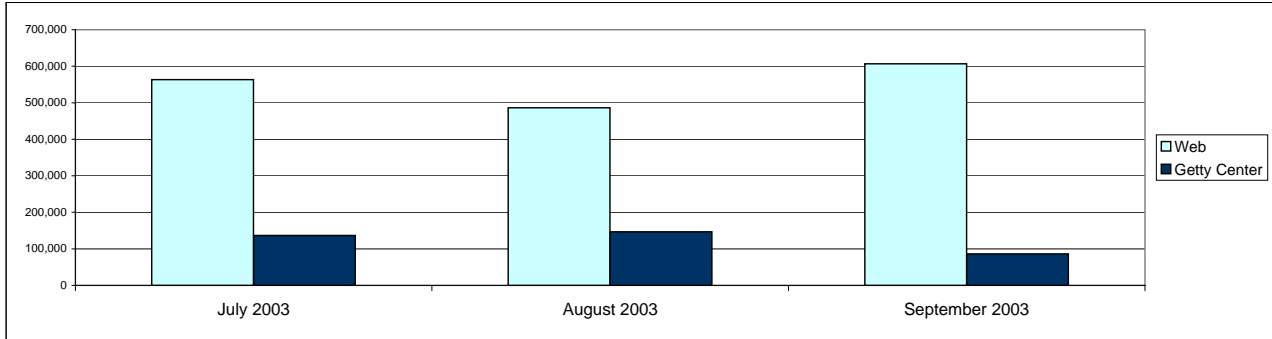
### Visits during 1st Q FY04 monthly.

Month	# of Visits
July 2003	563,403
August 2003	486,188
September 2003	606,797

**How do visits to the web site compare to visits to the Getty Center?**

Getty Center Visits 1st Q FY04	369,943
Web Visits 1st Q FY04	1,764,053

	Web	Getty Center
July 2003	563,403	136,776
August 2003	486,188	146,860
September 2003	606,797	86,307



**Most visited areas during 1st Q FY04**

Area	Visits
Art	550,756
Artsednet	509,198
Home Page	311,235
Research	296,942
Visit	147,957
Museum	83,480
Calendar and Search	70,895
About	65,602
Bookstore	55,391
Conservation	48,632
Grants	40,657
News	29,921
Sitemap	27,747

**How many visitors looked at New Acquisitions?**

Week	Visits
Week of 06/29/2003	589
Week of 07/06/2003	908
Week of 07/13/2003	831
Week of 07/20/2003	898
Week of 07/27/2003	525
Week of 08/03/2003	719
Week of 08/10/2003	702
Week of 08/17/2003	573
Week of 08/24/2003	718
Week of 08/31/2003	629
Week of 09/07/2003	481
Week of 09/14/2003	787
Week of 09/21/2003	759
Week of 09/28/2003	305

Houdon bust acquired.

**Four exhibitions closed this quarter. How well did they perform?** The chart below shows total web visits for each exhibition.

	Dates	Total Visits Online
The Making of a Medieval Book	5/20 - 9/28	4,746
Illuminating the Renaissance	6/17 - 9/7	68,274
Picturing the Natural World	6/17 - 9/7	8,191